

# Health Information Exchange Coordinating Committee (HIECC)

November 29, 2018



# Agenda

TIME	ITEM	PRESENTER
10:00-10:10	Welcome - Agency Updates	Justin Senior, Chair
10:10-10:20	Roll Call	Heidi Fox, AHCA
	Review & Approve Meeting Minutes September 20, 2018	
	Previous Action Item Review and Status Updates	
10:20-10:40	Florida HIE Services Update	Aaron Parsons, Ai
10:40-10:55	Office of HIE Program Metrics	Chris Wilkey, AHCA
10:55-11:10	Health IT Outreach Update	Pam King, AHCA
11:10-11:50	Discussion: HIECC Advisory Strategies Follow-up	Heidi Fox, AHCA
11:50-12:00	Meeting Summary	Heidi Fox, AHCA
	New Action Items	
	Adjournment	





**FLORIDA**  
HIE SERVICES

# Florida HIE Services Update

Aaron Parsons



- **Encounter Notification Service (ENS)**

- Real-time notice of patient hospital encounters sent to provider groups, hospitals, payers, and accountable care organizations

- **Hospital data sources**

- 215 hospital data sources
- 95% of acute care hospital beds covered
- Inpatient and emergency department encounters
- Admission and discharge notifications



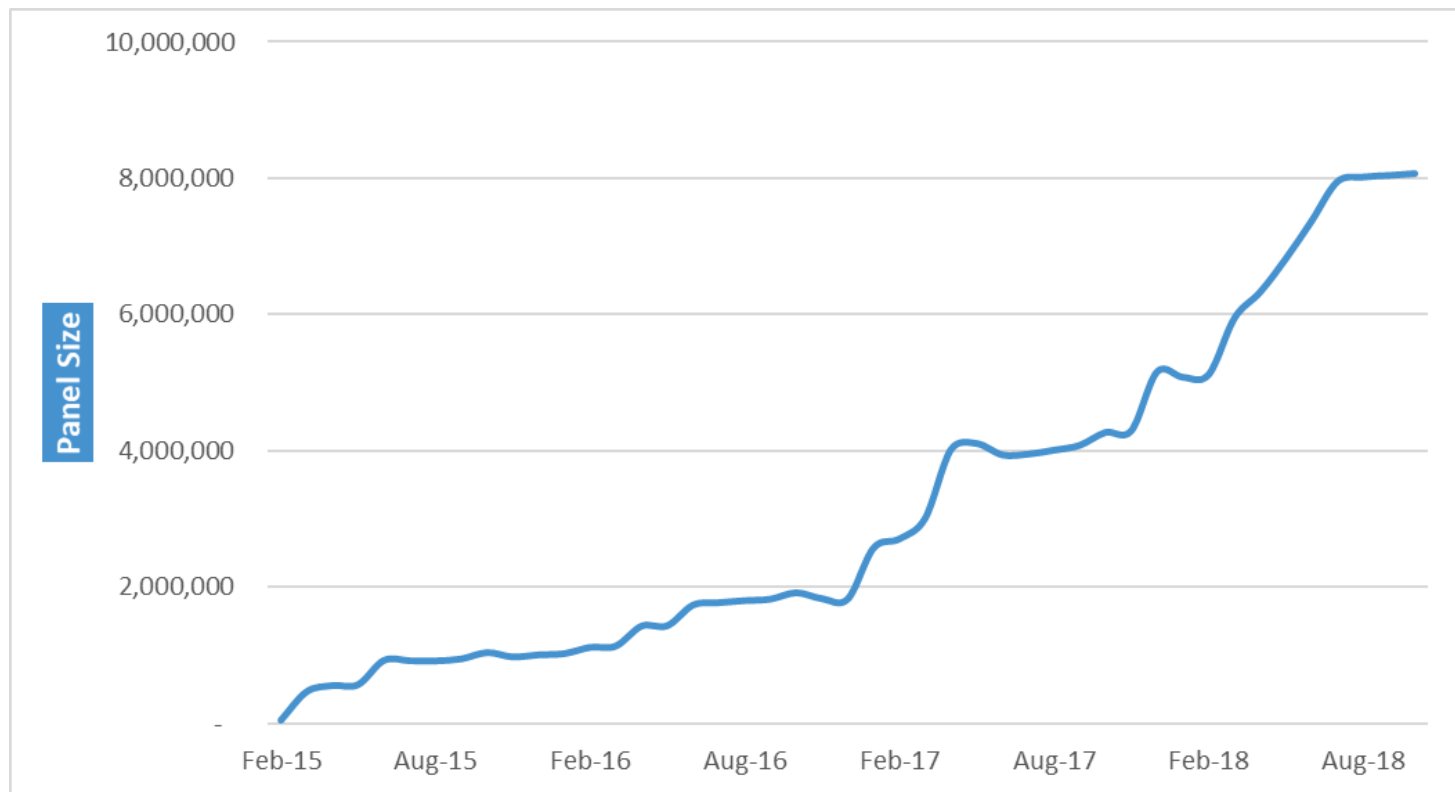
- **ENS metrics –**

- Over 8M lives covered in Florida
- 78 subscribing organizations
  - 5 health systems (inclusive of over 50 hospitals)
  - 37 provider groups
    - 16 Community Health Centers
    - 21 other primary care and specialty practices
  - 23 Accountable Care Organizations (ACOs)
  - 13 health plans
- Over 1M alerts delivered each month

# Encounter Notification Service



- Lives covered by ENS in Florida – 8M+



# Encounter Notification Service



- **ENS metrics –**

	October 2018	Quarterly Change	Annual Change
Subscribing Organizations	78	↑ 20%	↑ 105%
Lives Covered	8,072,846	↑ 1.5%	↑ 89%
Alerts Delivered per Month	1,036,423	↑ 30%	↑ 222%





- **Hurricane Michael relief efforts**
  - At the direction of the Agency, the Florida HIE ceased the routine purge of hospital encounter data from ENS upon the declaration of a state of emergency due to Hurricane Michael.
  - This created a temporary, statewide, searchable hospital census that could be used to locate displaced persons after the storm.
  - Approximately 150 displaced persons were located using this census, out of approximately 1,000 searched.
  - The routine purge of hospital encounter data was resumed upon the end of the declared state of emergency.
- **The Agency and Ai are working to make the census more robust and more widely accessible before the next hurricane season**





- **The State Gateway offers an on-ramp and support for exchange on the nationwide eHealth Exchange.**
  - The eHealth Exchange is a CCD query exchange network
  - The State Gateway connects participants to the eHealth Exchange when they cannot connect directly



- **The State Gateway connects Orlando Health and Disney's Center for Living Well.**
  - Exchange between Orlando Health and the Center for Living Well increased from 1,226 successful queries in August to 1,441 successful queries in October, a 17% increase
- **Florida Hospital Adventist connected to Orlando Health via the State Gateway in late September.**
  - There were 143 successful queries between Florida Hospital Adventist and Orlando Health in September and 789 successful queries in October.

# Office of HIE Program Metrics


Chris Wilkey



# Electronic Health Record (EHR) Incentive Payments

- Stage 3 becomes mandatory for providers participating in the program beginning in 2019
- Program staff are currently processing 2017 applications
  - 905 applications have been approved, with 335 pending review
- Payment information as of November 14, 2018:

	Eligible Professionals	Eligible Hospitals
Total # of payments	16,887	535
Unique providers	9,075	182
Total payments	\$254,677,065	\$322,240,387

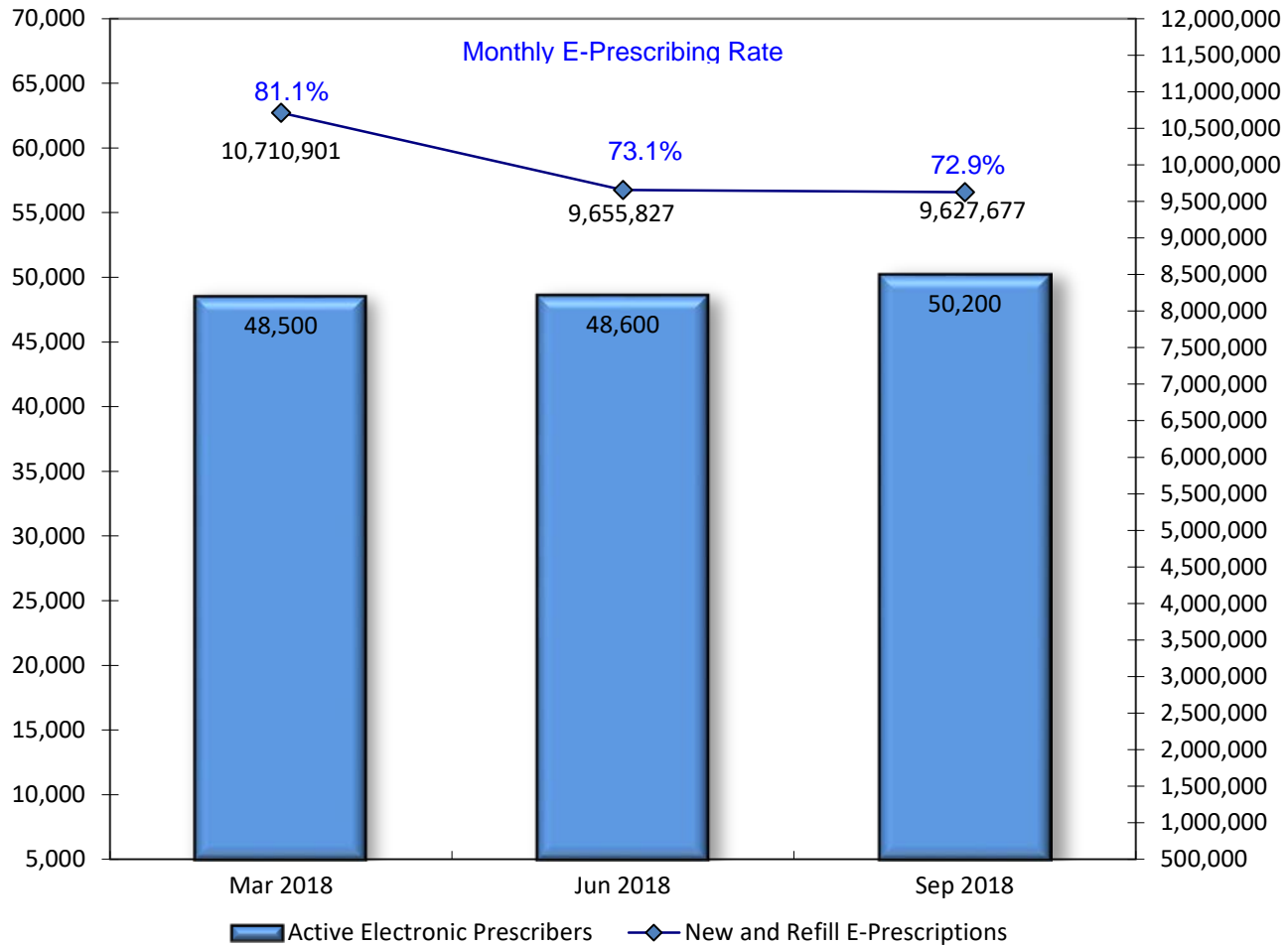


# ePrescribing

- Quarterly metrics are published to <http://fhin.net/eprescribing/>
- Data is collected from Change Healthcare and Surescripts.
- Metrics are also collected on ePrescribing of Controlled Substances (EPCS)
- The Agency uses these data and metrics to compare Florida to National Averages.

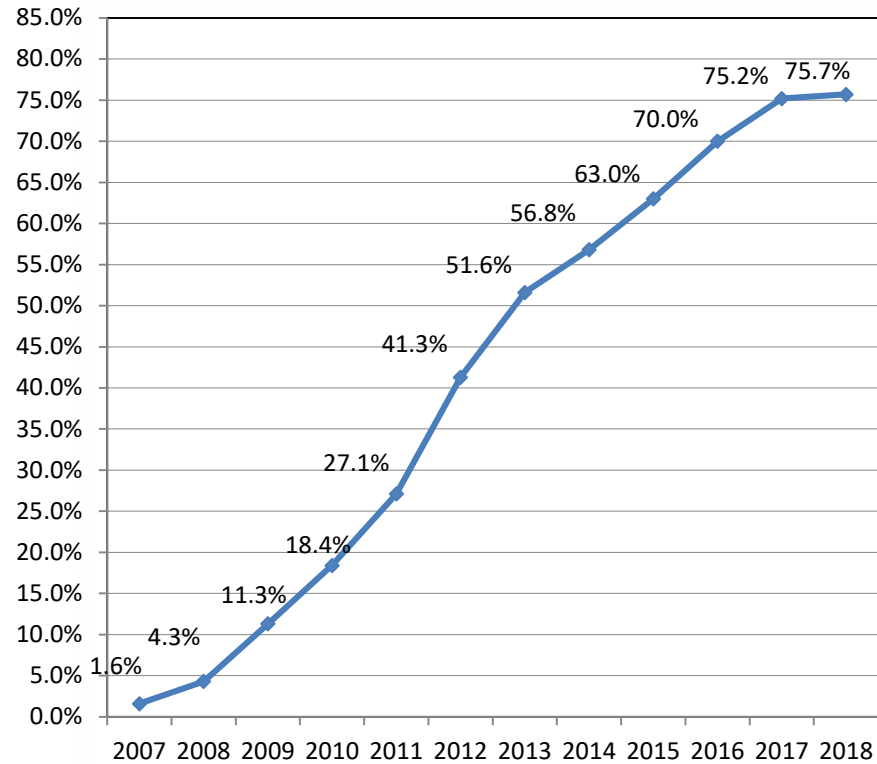


# ePrescribing Providers & ePrescribing Rates – End of 2018 Quarters



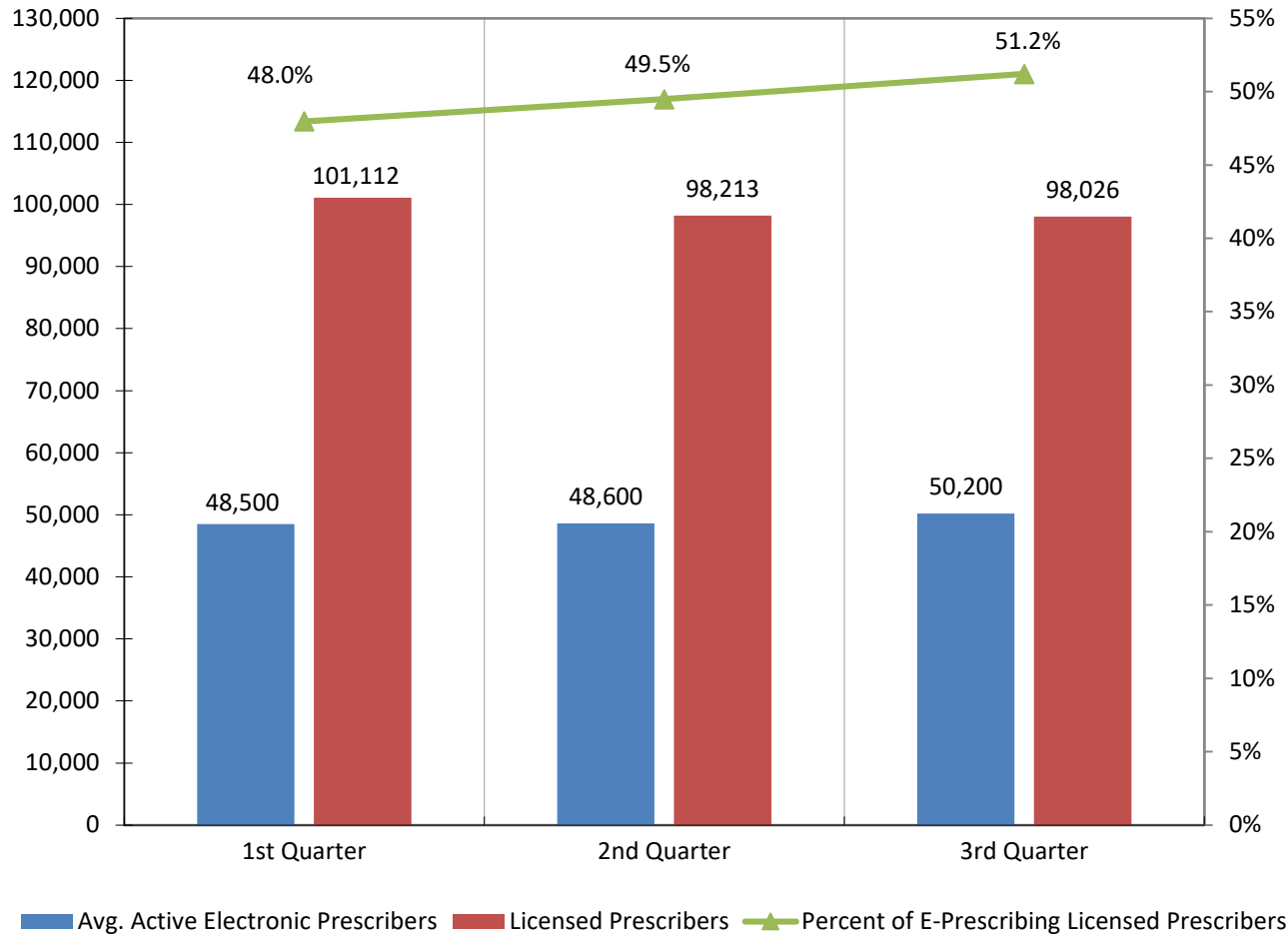
# Florida ePrescription Rate

Annual Electronic Prescribing Rate, 2007 to 2018



# Florida ePrescriber Averages

Florida Active Electronic Prescribers and Licensed Prescribers at End of Quarters in 2018



\*

\*Including DN, MD, PA, ARNP, PO, and OS



# Outreach Update

Pam King



# Outreach Update

- Webinars will be our focus in the last quarter of the year
- Planning for Next Year has begun

# National Health IT Week 2018

- October 8 – 12 was National Health IT Week.
  - We partnered with National HIMSS to recognize national Health IT Week
  - We presented at the South Florida HIMMS Integrate Event Oct. 2 & the Central North Florida Event Oct. 10
  - Held 4 webinars



# 2018 Outreach Activity Status

## GOALS:

## ACCOMPLISHED as of October 31:

Host 18 Health IT Webinars

- **47** Health IT Webinars hosted
  - Average Attendance 50
  - 1 Cancellation Due to Hurricane Michael



Attend 20 Events/Health Care Conferences

- Exhibited at **30** Events
  - Average Attendance 290
  - 3 Events Cancelled Due to Hurricane Michael



Speak at 5 Events/Conferences

- Spoke at **21** Events/Conferences
  - Average Attendance 195
  - 2 Speaking Engagements Cancelled Due to Hurricane



Publish 52 Tweets

- **113** Tweets



Publish 20 Linked In & Facebook Posts

- **90** Linked In & **97** Facebook Posts



# 2018 Outreach Outcome Status

## GOALS:

## ACCOMPLISHED as of October 31:

110 Encounter Notification Service (ENS) Subscribers

- **78 ENS Subscribers**
- Made up of over 50 hospitals, 22 ACOs, 27 Provider Groups, and 12 Health Plans (111 entities)

6 Million Patients Covered by ENS

- **8+ Million Patients Covered by ENS**

10 Query Exchange Partners

- **3 Query** Florida HIE Gateway Exchange Partners
- Orlando Health, Florida Adventist, Center for Living Well

2 Department of Health Programs Using Florida HIE Services

- **Children's Medical Service** now using ENS
- 6 pending projects

16% of Providers Enabled to Electronically Prescribe Control Substances

- **11.5%** as of Nov 2018 Report
- An increase of 3.5% from 2017



# 2018 Social Media Statistics

As of 11/21/2018

## Twitter

Follow Us @AHCA\_FL

- **1,964** Followers – 2k end of year goal
- Average of **6,579** Impressions per month in the last quarter, about a 50% decrease due to Hurricane Michael
- “50 Hospitals Receiving ENS Data” Announcement was the most successful post this year – with **3,202** Impressions
- Average of **680** Impressions on all other posts, up from 576 last quarter



## Facebook

Follow Us @AHCAFlorida

- **2,484** people following our posts (2.5k end of year goal) and **2,432** people “liked” our page
- **4,485** people reached in the last quarter, down from **10,646 last quarter**



## LinkedIn

Follow Us @ [www.linkedin.com/company/ahcafl](http://www.linkedin.com/company/ahcafl)

- **513** Followers
- Engagement rate up to **4.56%** from 4.12% last quarter



# Florida HIE Advisory Strategies Follow-Up

Heidi Fox



# Florida HIE Service Enhancements

- Now:
  - Expand utilization of existing service functionality
    - Adding new Subscribers
    - Adding New Data Sources
- Future:
  - Emergency Census
  - Routing Discharge Summaries (leverage eHealth Exchange connectivity for ENS participants)
  - PULSE (Querying for Emergencies)





# Public Health Collaboration

## Now:

Syndromic  
Surveillance  
County Health  
Departments on ENS  
emPOWER

## Soon:

Brain & Spinal Cord  
Injury Program

## Future:

Emergency Census  
Emergency Medical  
Services  
PULSE



# Medicaid Support

- ENS for Dental Plans
- ENS for SMMC Plans
- Provider subscribers funded by CMS
- Data source connections funded by CMS



# Quarterly Inquiries Past

- Requesting member input on:
  - Increasing Long-Term and Post-Acute Care engagement in HIE efforts
  - Development of new use cases for Florida HIE services
  - Promotion of ePrescribing of Controlled Substances
  - Increasing visibility of ongoing HIE efforts among providers



# Quarterly Inquiries Current

- Legal Work Group Topics
  - DURSA Signatory & Carequality
  - Patient Centered Data Home & Mental Health barriers to sharing across states
  - Pharmacists as subscribers to ENS
  - Addenda to Subscription Agreement



# Next Steps

- Review of New Action Items
- Email [Heidi.Fox@ahca.myflorida.com](mailto:Heidi.Fox@ahca.myflorida.com) regarding feedback on Quarterly Inquiries
- Next meeting – February/March– TBD

