



FLORIDA HIECC MEETING NOVEMBER 20, 2015


HARRIS TEAM UPDATE




AGENCY FOR HEALTH CARE ADMINISTRATION

A grayscale photograph of a healthcare professional, likely a nurse or doctor, wearing a white hairnet and a white necktie. She is looking directly at the camera with a neutral expression. The background is blurred, showing what appears to be a clinical setting with medical equipment. A faint, repeating pattern of binary code (0s and 1s) is overlaid on the right side of the image.


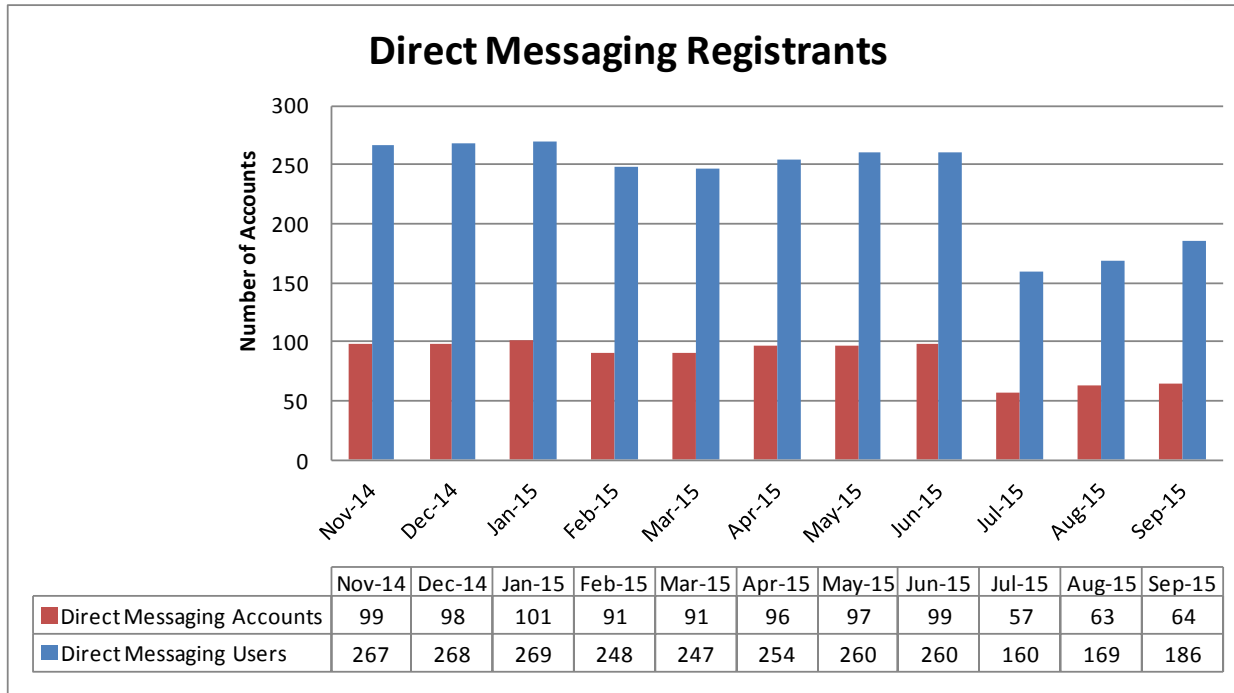
RECENT ACCOMPLISHMENTS AUGUST 2015 – OCTOBER 2015



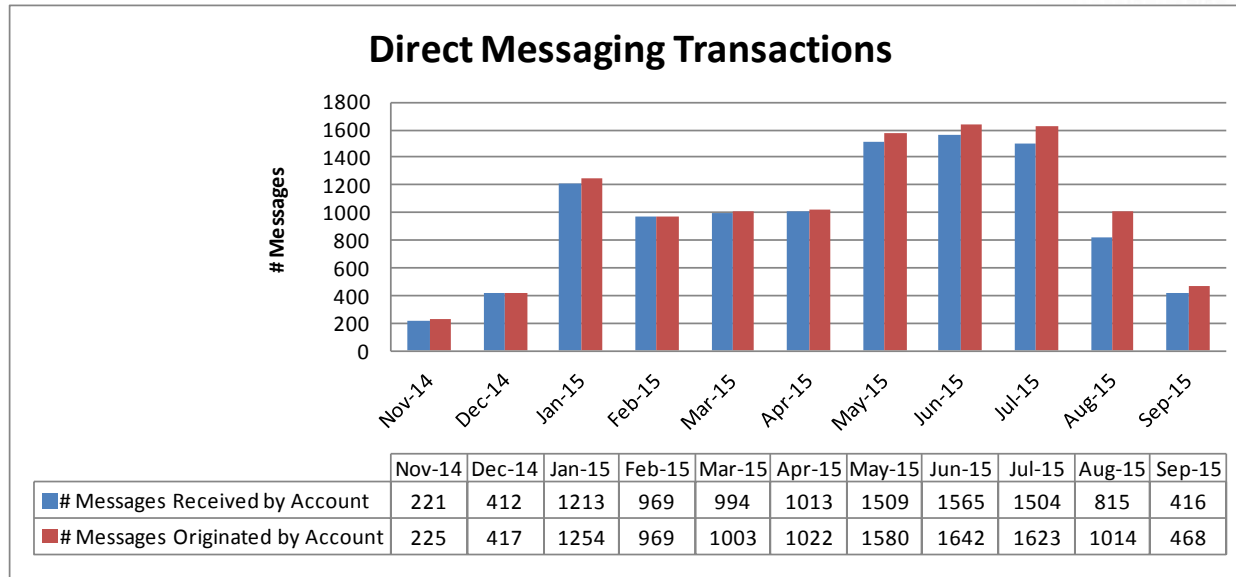
- Event Notification Service (ENS)
 - *The number of patients in member panels exceeded 1 million*
 - *Palm Beach ACO, Accountable Care Coalition of Northwest Florida, Aledade, South Florida Community Care Network, Accountable Care Medical Group, AllCare Options, Health Choice Care, US Medical Management, Accountable Care Options, Health Choice Care, and Orange Accountable Care of South Florida signed the ENS Subscription Agreement*
 - *Eight subscribers are receiving notifications through ENS*
 - *Continue to monitor feeds from data sources, upload patient panels and continue to find efficiencies and improvements for performance*
- Patient Look-Up (PLU)
 - *Continued onboarding progress with Community Health IT and Florida Accountable Care Services*
- Direct Messaging Service (DMS)
 - *Metrics included in following slides*



DIRECT MESSAGING REGISTRANTS



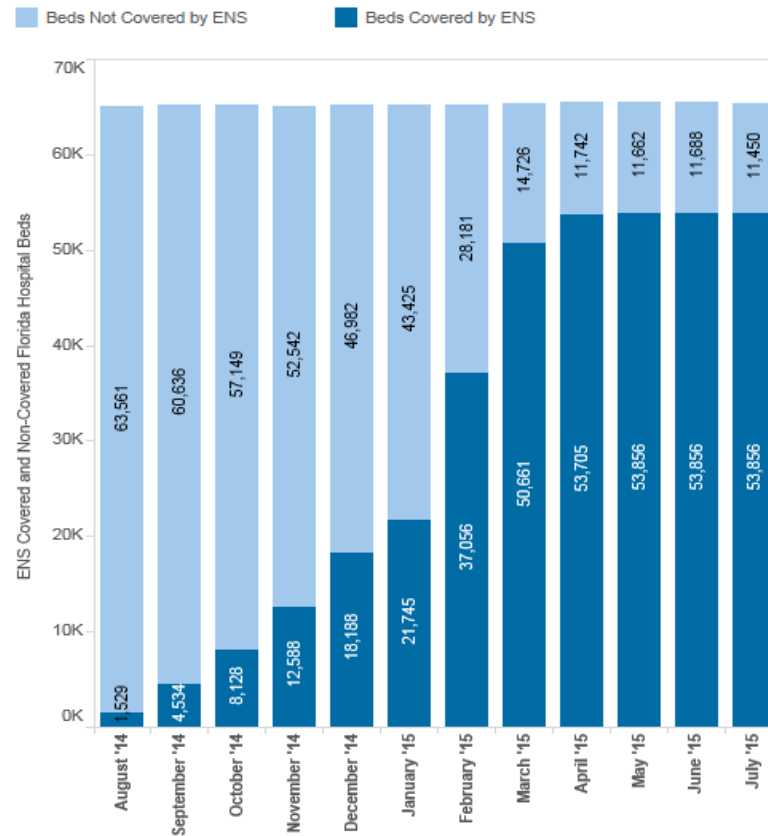
DIRECT MESSAGING TRANSACTIONS




ENS PRODUCTION DATA SOURCES



Percent and Number of ENS Covered Florida Hospital Beds	
Percent of ENS Covered Beds	2% 7% 12% 19% 28% 33% 57% 77% 82% 82% 82% 82%
Total Florida Hospital Beds	85,090 65,277 65,170 65,237 65,447 65,544
	65,170 65,130 65,170 65,387 65,518 65,306



[://www.fhin.net/kms/graphs/ensbeds.shtml](http://www.fhin.net/kms/graphs/ensbeds.shtml)



ENS – SUBSCRIBERS IN PRODUCTION



<i>Subscribers</i>	<i>Panel Size</i>								
	<i>Feb-15</i>	<i>Mar-15</i>	<i>Apr-15</i>	<i>May-15</i>	<i>Jun-15</i>	<i>Jul-15</i>	<i>Aug-15</i>	<i>Sep-15</i>	<i>Oct-15</i>
WELLCARE	36,926	36,926	36,926	36,926	38,832	39,506	37,757	37,661	37,838
SUNSHINE		421,426	421,426	435,218	437,329	437,329	437,329	452,768	452,768
INTEGRAL			90,400	90,400	90,400	90,400	90,400	90,400	90,400
MOLINA					352,577	342,055	342,055	342,055	342,055
PRIMARY PARTNERS						3,973	3,973	5,088	5,088
PALM BEACH ACO								7,727	7,917
ACCNWFL								4,578	4,578
SFCCN									92,205
Total	36,926	458,352	548,752	562,544	919,138	913,263	911,514	940,277	1,032,849



- **Strategic Health Intelligence (SHI)**
- **Memorial Healthcare System (previously Atlantic Coast HIE (ACH))**
- **Florida Hospital/Adventist**
- **UF Health**
- **Broward Health**
- **Martin Health**
- **Bethesda Health**
- **Senior Home Care – an affiliate of Kindred at Home**
- **Orlando Health**
- **Tampa Bay HIE**



- **Florida Accountable Care Services (ACO)**
 - *Altered default gateway to Entity layer architecture*
 - *Defined patient discovery web service*
 - *Continued to work patient discovery web service*
- **Community Health IT (Relay Health)**
 - *Continued work on patient discovery, document query and document retrieve in the development and test environments*
 - *Executed all prevalidation tests*
 - *Provided feedback to half of the prevalidation tests*
- **Department of Health (DOH)**
 - *No requests for support this period*
- **CHSPSC Florida Affiliates (Community Health Systems Professional Services Corporation)**
 - *CHSPSC Terminated subscription agreement*
 - *Revoked certificate*



PLU DEPLOYMENTS IN WORK

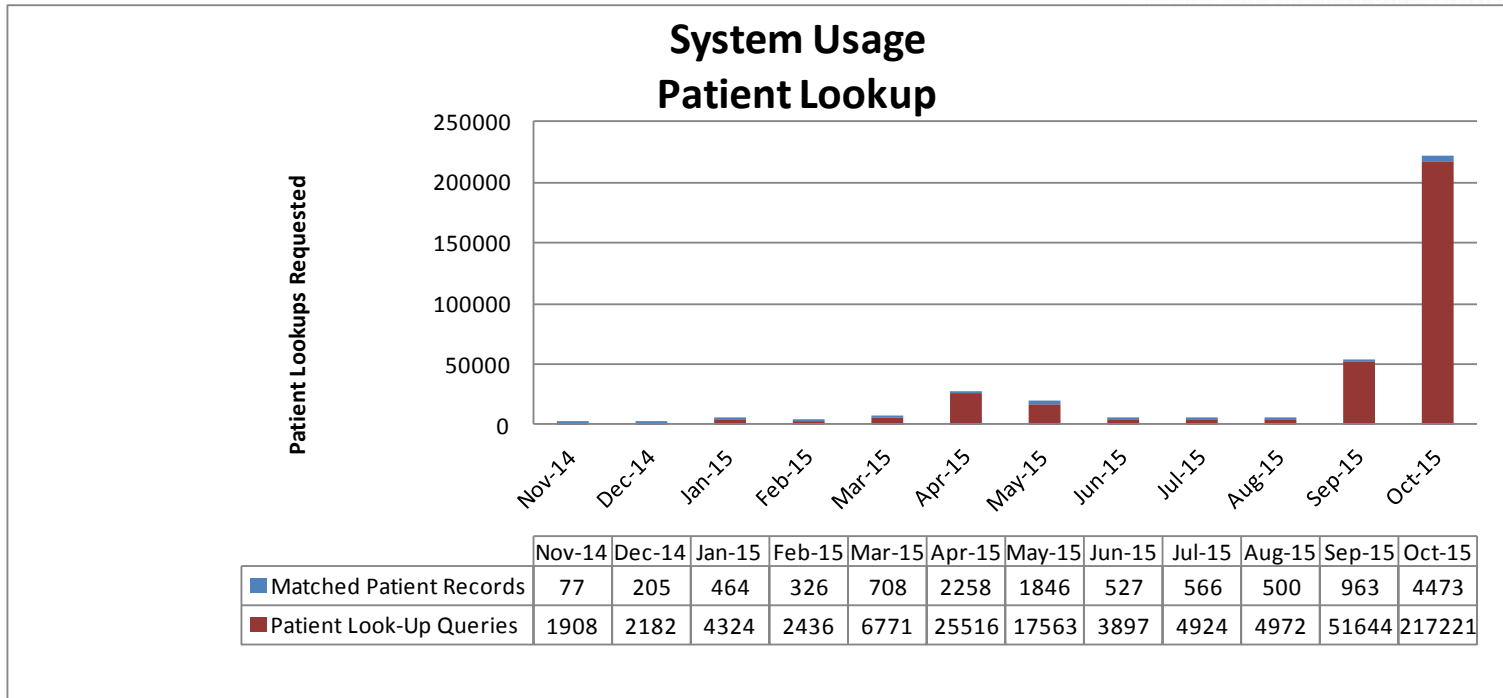


Florida Accountable Care Services Deployment Status (Express Lite)



Community Health IT (Express Lite)





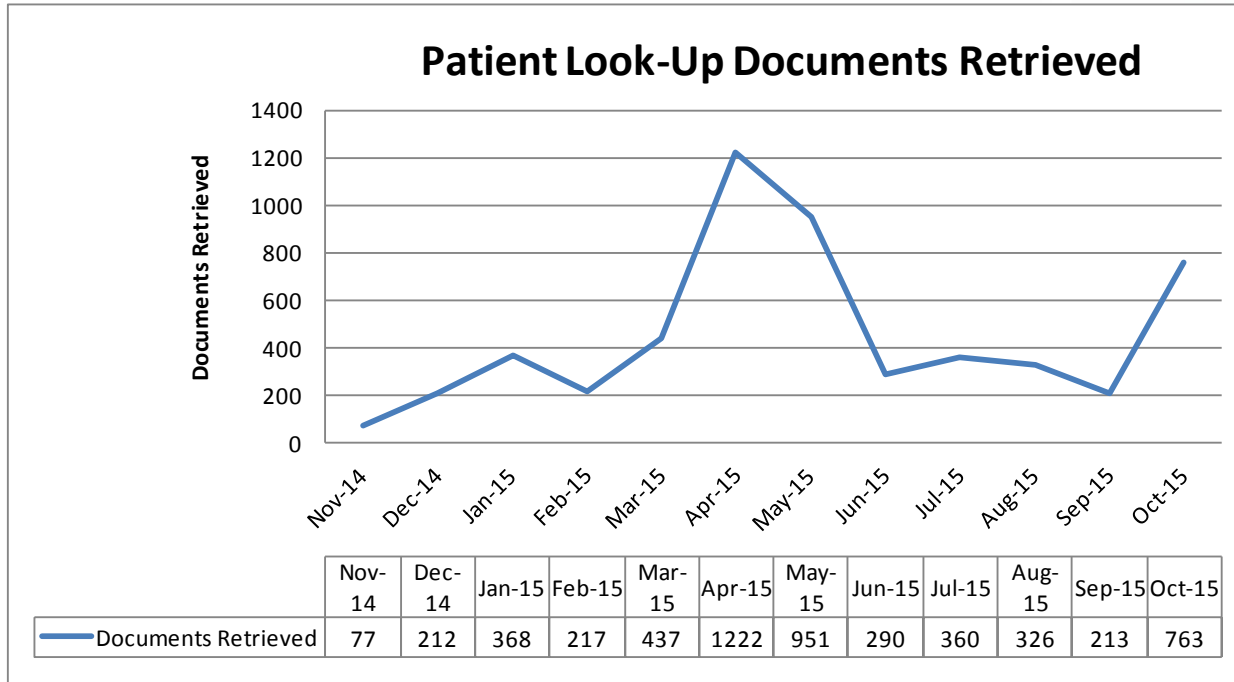
Note: Metrics vary significantly due to new participant testing during implementation and/or participant workflow changes. Consequently, metrics do not represent a continuous trend cross all reported periods. Specifically the number of PDs increased because the All Children's Hospital automated queries were initiated from Tampa Bay HIE several times this month. The Tampa Bay HIE queries were targeted to a subset of Florida HIE nodes (Orlando Health, UF Health with some additional testing with Florida Hospital and Broward Health). Also the Florida Hospital Data Availability services which had been off was turned on several times during the month to analyze issues. Orlando Health and the UF Health's query numbers are the largest because they are targeted by Florida Hospital and Tampa Bay HIE.



October 2015 Node Inbound Transactions

Node	Matched Patient Records	Patient Look-Up Queries	Total Inbound Patient Discovery
Bethesda Health	0	7444	7444
Broward Health	42	49801	49843
Florida Hospital	1987	44888	46875
Martin Health System	6	7375	7381
Memorial Healthcare System	1	3561	3562
Orlando Health	1199	48732	49931
Senior Home Care	29	7357	7386
Strategic Health Intelligence	12	7433	7445
Tampa Bay HIE	160	1775	1935
UF Health	1037	38855	39892
Totals	4473	217,221	221,694





A grayscale photograph of a healthcare professional, likely a nurse, wearing a white hairnet and a white necktie. She is looking directly at the camera with a neutral expression. The background is blurred, showing what appears to be a clinical setting with other people and equipment. A faint, repeating pattern of binary code (0s and 1s) is overlaid on the right side of the image.

UPCOMING ACTIVITIES NOVEMBER 2015 – JANUARY 2016



UPCOMING TECHNICAL ACTIVITIES – PLU



- PLU deployment schedule:

#	Facilitated On-Boarding Node Name	Go Live		Q1'14			Q2'14			Q3'14			Q4'14			Q1'15			Q2'15			Q3'15			Q4'15			Q1'16			
				J	F	M	A	M	J	J	A	S	O	N	D	J	F	M	A	M	J	J	A	S	O	N	D	J	F	M	
1	Strategic Health Intelligence (SHI)	May-12	Express Lite																												
2	Memorial Healthcare System	Mar-13	Express Lite																												
3	Florida Hospital	May-13	Express Lite																												
4	UF Health	May-13	Express Lite																												
5	Broward Health	Sep-13	Site Services																												
6	Martin Health	Mar-14	Express Lite	-	-	X																									
7	Bethesda Health	May-14	Express Lite	-	-	-	-	X																							
8	Senior Home Care	Jul-14	Express Lite	-	-	-	-	-	-	X																					
9	Orlando Health	Dec-14	Express Lite	-	-	-	-	-	-	-	-	-	-	X																	
10	Tampa Bay HIE	May-15	Site Services				X	-	-	-	-	-	-	-	-	-	-	-	X												
11	Community Health IT		Express Lite				X	X	-	-	-	-	-	-	-	-	-	-	-	-	-	-	-	-	-	-	-	-	X		
12	Department of Health (DOH) - Public Health Queries		Express	-	-	-	-	-	-	-	-	-	-	-	-	-	-	-	-	-	-	-	-	-	-	-	-	-	-	-	-
13	FL Accountable Care Services (FACS)		Express Lite	-	-	-	-	-	-	-	-	-	-	-	-	-	-	-	-	-	-	-	-	-	-	-	-	-	-	-	-
	# Concurrent			6	6	6	6	7	6	6	5	5	5	5	5	4	4	4	4	4	3	3	3	3	3	3	3	3	2	2	2

Note: Dates above represents best estimates for planning and logistical purposes and will be updated on an ongoing basis as new data is learned




- Data Sources

- *Bayfront Health Port Charlotte*
- *Bayfront Health Punta Gorda*
- *Fishermen’s Hospital*
- *North Okaloosa Medical Center*
- *Sebastian River Medical Center*
- *Seven Rivers Regional Medical Center*

- *Monitor performance and maintain as required*

- Subscribers

ENS Health Plan Deployment Plan		
<u>Organization</u>	<u>Initial Member #</u>	<u>Target Start Date</u>
AvMed	300,000	January 2016





QUESTIONS?

