



FLORIDA HIECC MEETING FEBRUARY 20, 2015

HARRIS TEAM UPDATE



AGENCY FOR HEALTH CARE ADMINISTRATION

A grayscale background image of a healthcare worker, likely a nurse, wearing a blue scrub top, a white face mask, and a hairnet. She is looking directly at the camera with a neutral expression. The image is slightly blurred, giving it a soft, professional appearance.

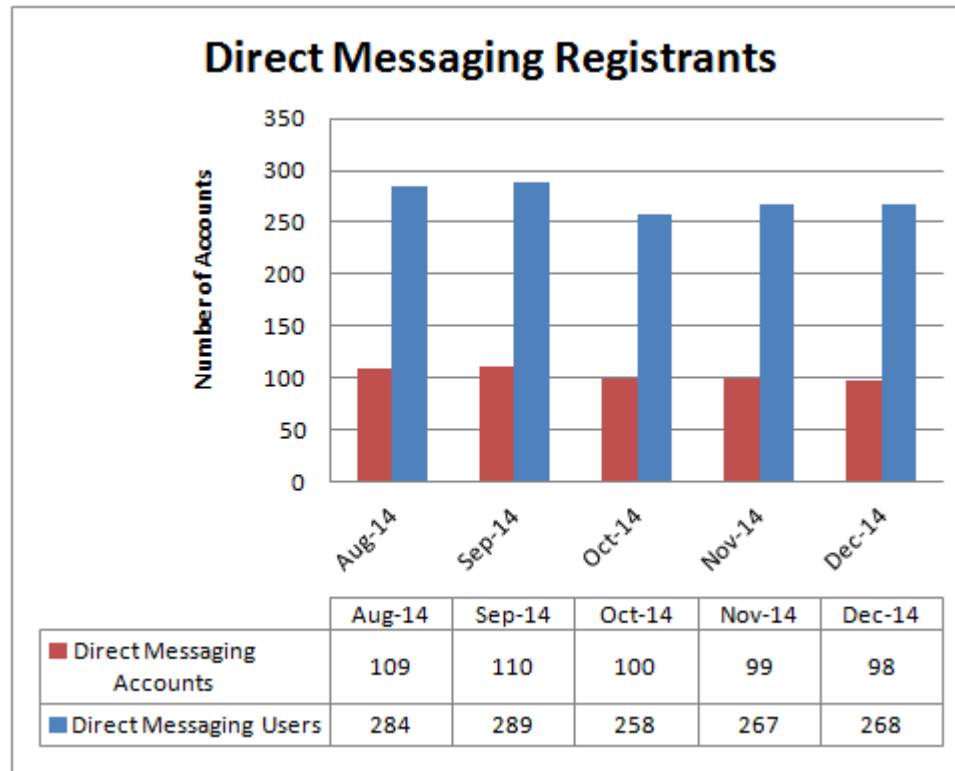
RECENT ACCOMPLISHMENTS NOVEMBER 2014 – JANUARY 2015




- Event Notification Service (ENS)
 - *Completed all test connectivity sessions to connect hospital data sources for admit, discharge, and transfer (ADT) feeds*
 - *63% of hospital connections are in Production*
 - *Received signed subscription agreements from WellCare and Sunshine State Health Plans*
- Patient Look-Up (PLU)
 - *Orlando Health went live in production on December 8, 2014*
 - *Tampa Bay RHIO completed milestones 6-11 of their Centers for Medicare and Medicaid Services (CMS) funded facilitated onboarding*
- Direct Messaging Service (DMS)
 - *Metrics included in following slides*



DIRECT MESSAGING REGISTRANTS



DIRECT MESSAGING TRANSACTIONS



ENS PRODUCTION DATA SOURCES



- 128 hospitals are in production

Data Sources	# of Hospitals
Adventist Health System	15
All Children's Health System	1
Ann Bates Leach Eye Hospital	1
Bay Care Health System	10
Bayfront Health St. Petersburg	1
Bert Fish Medical Center	1
Bethesda Health	2
Broward Health	4
Central Florida Health Alliance	3
Citrus Memorial Hospital	1
Desoto Memorial Hospital	1
Doctors Memorial Bonifay	1
Doctors Memorial Hospital (Perry)	1
Flagler Hospital	1
Halifax Hospital Medical Center	1
HCA	44
Health Central Hospital	1
Health First	4
Healthmark Regional Medical Center	1
Hendry Regional Medical Center	1

Data Sources	# of Hospitals
Indian River Memorial Hospital	1
Lake Butler Hospital	1
Lake Wales Medical Center	1
Lakeland Regional Medical Center	1
Lakeside Medical Center	1
Lee Memorial Health System	4
Manatee Healthcare System/Lakewood	2
Martin Health	3
Memorial Healthcare System	5
Miami Children's Hospital	1
Munroe Regional Medical Center	1
Parrish Medical Center	1
Putnam Community Medical Center	1
St. Vincents Health System	3
Tallahassee Memorial Healthcare	1
Tampa General Hospital	1
UF Health	2
University of Miami	1
University of Miami Hospital & Clinics	1
Wellington Regional Medical Center	1



- 100% of data sources completed test connections by January 31, 2015



- **Strategic Health Intelligence (SHI)**
- **Atlantic Coast HIE (ACH)**
- **Florida Hospital/Adventist**
- **UF Health**
- **Broward Health**
- **Martin Health**
- **Bethesda Health**
- **Senior Home Care – an affiliate of Kindred at Home**
- **Orlando Health - Live in production on December 8, 2014**



- **Community Health Systems (CMS) formerly known as Health Management Associates (HMA) – pending “go live”**

Community Health Systems (formerly HMA) Deployment Status (Express Lite)



- **Department of Health (DOH)** – Continued coordination of open tickets with Mirth on behalf of site; supported installing latest Mirth Connect, Mirth Match and Mirth Results in production environment; delivered to DOH an enhancement to the age range filter; attended DOH's on-site user training
- **Florida Accountable Care Services (ACO)** – no requests for support this quarter
- **Tampa Bay Regional Health Information Organization (RHIO)** – Presented several webinars; started working through smoke tests between Tampa General Hospital and the Harris reference test system; completed onboarding milestones through document retrieve messaging implementation; prepped for pre-validation
- **Community Health IT (Relay Health)** – Provided information on how to install Aurion manually; provided tentative project schedule listing webinars/major tasks; presented several webinars



PLU DEPLOYMENTS IN WORK



DOH Deployment Status (Express)



Florida Accountable Care Services Deployment Status (Express Lite)

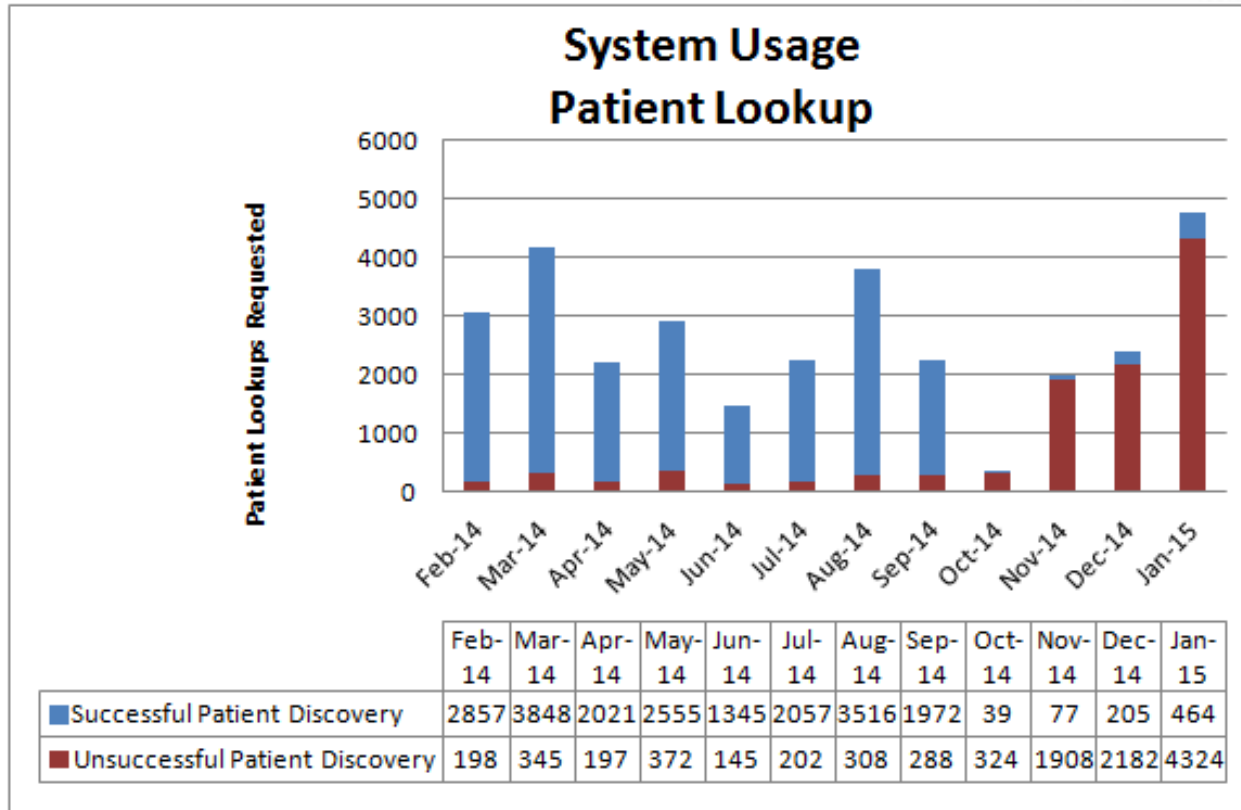


Tampa Bay RHIO Deployment Status (Site Services)



Community Health IT (Site Services)





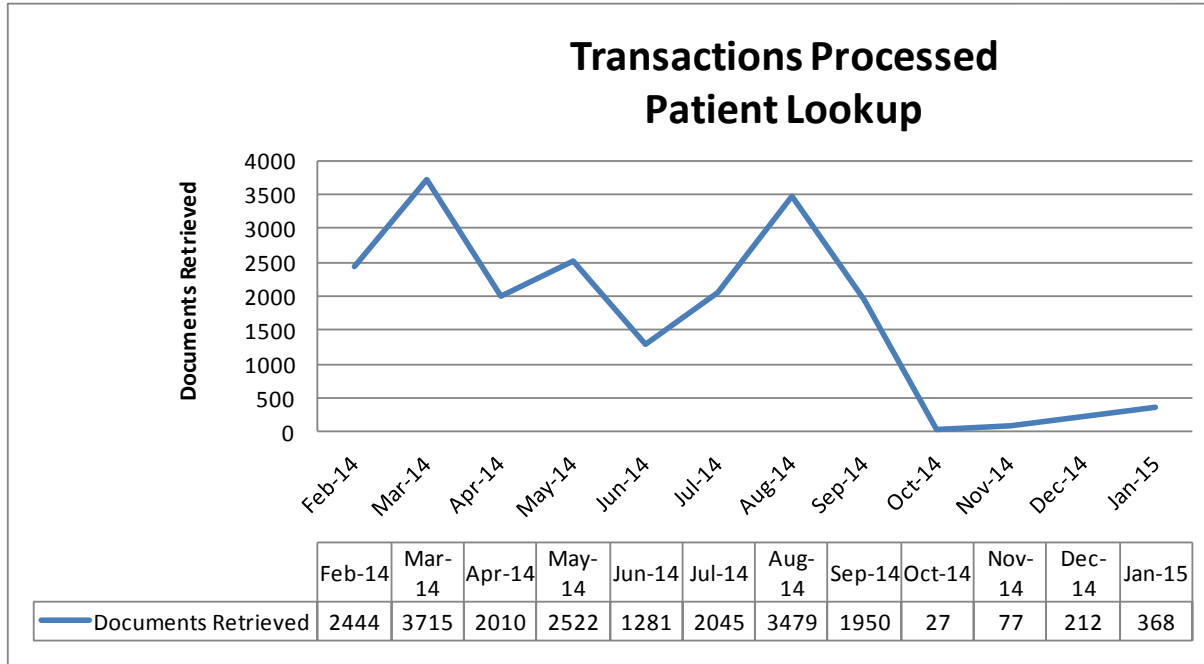
Note: Successful PDs are lower than prior periods due to a lower number of requests from SHI. All of the anesthesiologist SHI queries originate with patient data that is known to be in Broward Health.



January 2015 Node Inbound Transactions

Node	Successful	Unsuccessful	Total Inbound Patient Discovery
SHI	15	593	608
ACH	27	582	609
Florida Hospital	2	26	28
UF Health	0	605	605
Broward Health	11	586	597
Martin Health System	3	591	594
Bethesda Health	0	596	596
Senior Home Care	12	563	575
Orlando Health	394	182	576
Totals	464	4324	4788





A grayscale background image of a healthcare worker in a clinical setting. The worker is wearing a blue scrub top, a white surgical mask, and a hairnet. They are holding a tablet computer. The background is slightly blurred, showing other people in white coats and a clinical environment.

UPCOMING ACTIVITIES FEBRUARY 2015 – APRIL 2015



- Data Sources
 - Assist remaining hospitals (75) to get into Production by March 31, 2015

ENS Data Source Deployment Plan as of January 31, 2015

<u># of Hospitals</u>	<u>Production</u>	<u>Connected</u>
203	128	203

- Health Plans

ENS Health Plan Deployment Plan

<u>Organization</u>	<u>Initial Member #</u>	<u>Target Start Date</u>
Well Care	50,000	February 2015
Sunshine State Health Plan	400,000	March 2015





QUESTIONS?

